

Masted forklifts
trucks

MH 20/25 - 4 T

Buggie

K SERIES

- Nominal capacity 2000 kg and 2500 kg
- Overall height: less than 2 metres
- Kubota motor engine 4 cylinders : 60 HP/44 kW (EURO III)
- Hydrostatic transmission

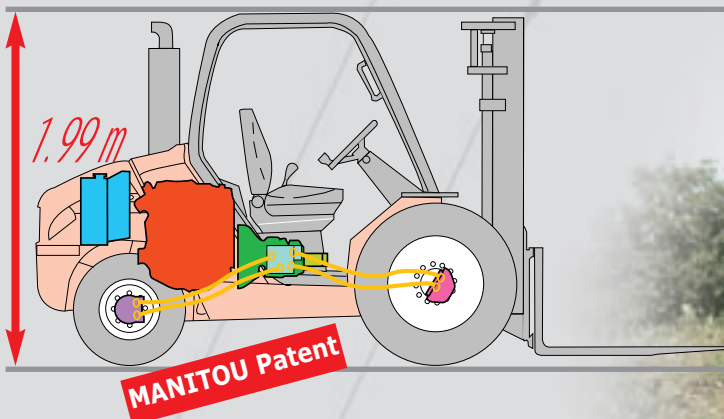


MH 20/MH 25 - 4 T Buggie,

With the experience of its exclusive innovative design for the MSI, its extremely stable and versatile semi-industrial truck, MANITOU is now offering the compact MH20/25 - 4 T Buggies **K SERIES** with 4 permanent drive wheels.

- **The compact design enables you to work in restricted spaces**

The MH's patented design has enabled an exceptionally compact truck to be designed (less than 2 metres high) with easy, no step, access to the cab. MH models are equipped with the Kubota V2403 Turbo - 4 cylinder - 60 hp/44 kW engine.



The 4 wheel-engines give the MH good driveability for applications on slopes or unconsolidated ground. **The MHs are real semi-rough-terrain compact trucks.**

- **The manoeuvrability of the MHs give extraordinarily flexible working**

The solid bloc steering axle with integral steering cylinder gives an exceptional steering lock for manoeuvring in cramped places.



Ideal for storage areas or narrow sites.



compact models with 4 wheel drive

• The ergonomically designed driver's compartment makes life easier for you

In the standard version, the tilting cab has a front windscreen and rear window. MHs can be fitted with an optional enclosed cab (overall cab height = 2.10 m).

The driver's compartment is accessible from either side without a step, to make getting in and out easier.

A cross-shaped lever operation controls most movements and a second lever controls hydraulic attachments such as the Sideshift carriage, clamp etc.

A practical dashboard brings together several controls including:

- ① - A differential lock to divide the flow between the front and rear wheels.



- ② - An electro-hydraulic control to lift the cab and give access to the mechanical parts for maintenance.



• The MH's stability brings you total safety

The rear tilt of the mast (12°) combined with the truck's very low centre of gravity gives good stability when loaded.

In addition, the MHs can be fitted with a bucket with good tearout force (2750 daN).









Mast MH 20/25 - 4 T Buggie - EN 1726 - 1 appendix H

Rought terrain application

MASTS		TYPE	LIFTING HEIGHT ON FORKS (mm)	OVERALL HEIGHT MAST LOWERED (mm)	FREE LIFT ON FORKS (mm)	OVERALL HEIGHT MAST EXTENDED (mm)	HEIGHT AT MAX. CAPACITY (mm)		CAPACITY AT MAX. HEIGHT (kg)		MAST TILTING ANGLE Front/Rear
							wide site shift carriage	without site shift carriage	wide site shift carriage	without site shift carriage	
DUPLEX TOTAL VISIBILITY	2,70 m	MH 20 - 4T MH 25 - 4T	2730	1995	130	3531	3000 3000	3000 3000	2000 2400	2000 2500	10/12°
	3,00 m	MH 20 - 4T MH 25 - 4T	3030	2145	130	3831	3000 3000	3000 3000	2000 2400	2000 2500	10/12°
	3,30 m	MH 20 - 4T MH 25 - 4T	3330	2295	130	4131	3300 3300	3300 3300	2000 2400	2000 2500	10/12°
	3,50 m	MH 20 - 4T MH 25 - 4T	3530	2395	130	4331	3300 3300	3300 3300	1800 1800	1800 1900	10/12°
	3,70 m	MH 20 - 4T MH 25 - 4T	3730	2555	130	4531	3300 3300	3300 3300	1600 1800	1600 1900	10/12°
	4,00 m	MH 20 - 4T MH 25 - 4T	4030	2745	130	4831	3300 3300	3300 3300	1500 1350	1500 1550	10/12°
	4,50 m	MH 20 - 4T MH 25 - 4T	4530	2995	130	5331	3300 3300	3300 3300	1100 1000	1100 1100	10/12°
TRIPLEX <small>Without Free lift</small>	3,30 m	MH 20 - 4T MH 25 - 4T	3340	1840	-	4070	3300 3300	3300 3300	2000 2400	2000 2500	10/12°
TRIPLEX FREE LIFT	3,70 m	MH 20 - 4T MH 25 - 4T	3740	1945	1216	4469	3300 3300	3300 3300	1600 1800	1600 1900	10/12°
	4,00 m	MH 20 - 4T MH 25 - 4T	4040	2045	1316	4769	3300 3300	3300 3300	1500 1350	1500 1550	10/12°
	4,30 m	MH 20 - 4T MH 25 - 4T	4340	2145	1416	5069	3300 3300	3300 3300	1200 1100	1200 1250	10/12°
	4,70 m	MH 20 - 4T MH 25 - 4T	4740	2295	1566	5469	3300 3300	3300 3300	1000 900	1000 1000	10/12°
DUPLEX FREE LIFTING	3,00 m	MH 20 - 4T MH 25 - 4T	3040	2145	1388	3797	3000 3000	3000 3000	2000 2400	2000 2500	10/12°
	3,30 m	MH 20 - 4T MH 25 - 4T	3340	2295	1538	4097	3300 3300	3300 3300	2000 2400	2000 2500	10/12°
	3,50 m	MH 20 - 4T MH 25 - 4T	3540	2395	1638	4297	3300 3300	3300 3300	1800 1800	1800 1900	10/12°
	3,70 m	MH 20 - 4T MH 25 - 4T	3740	2555	1798	4497	3300 3300	3300 3300	1600 1800	1600 1900	10/12°
	4,00 m	MH 20 - 4T MH 25 - 4T	4040	2745	1988	4797	3300 3300	3300 3300	1500 1350	1500 1550	10/12°
	4,50 m	MH 20 - 4T MH 25 - 4T	4540	2995	2238	5297	3300 3300	3300 3300	1100 1000	1100 1100	10/12°

* Does not include the cab

Tyres MH 20/25 - 4 T Buggie

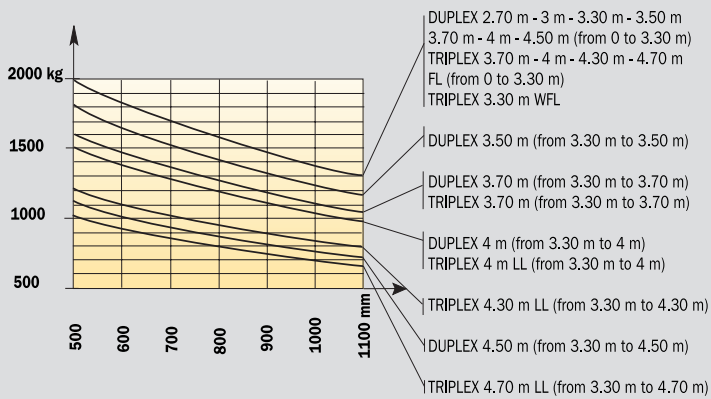
	Range		Type	Tyre width (mm)	Overall width (mm)	Profile
Standard	Agricultural	Front	280/80 R20 XMCL	290	1450	
	Mixed	Rear	27.10 - 12 14PR IC 30	275	1439	
Option	Mixed	Front	10.5 R 20 MPT 80 14PR 134 G	266	1440	
	Mixed large	Front	10.5 R 20 MPT 80 14PR 134 G	266	1522	
		Front	15.5/55 R 18 SP PG7 14 PR	374	1540	
	Mixed extra large	Front	15.5/55 R 18 SP PG7 14 PR	374	1650	



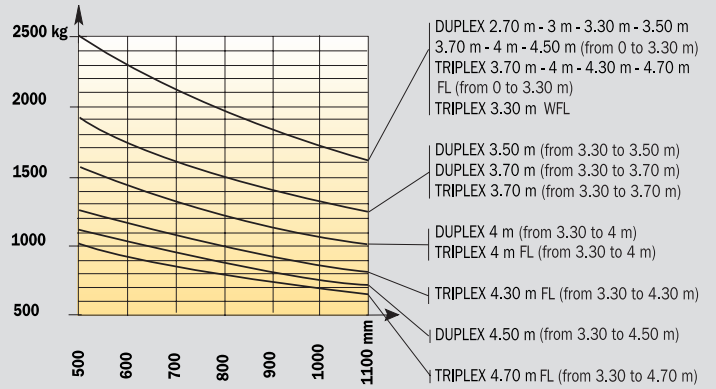
Load charts MH 20/25 - 4 T Buggie

To standard EN 1726 - 1 appendix H (standard for rough terrain trucks)

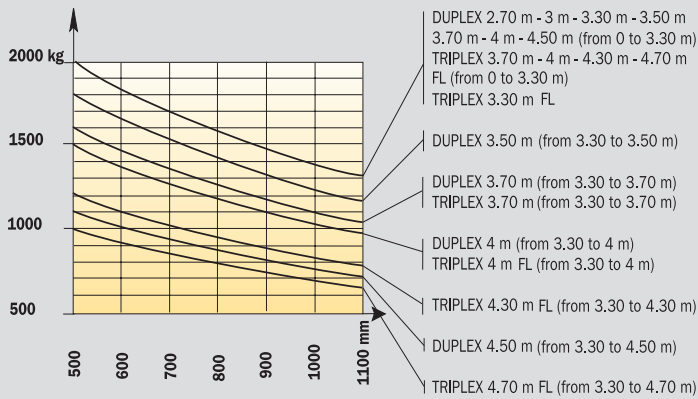
MH 20 - 4 T Buggie (without Side shift carriage)



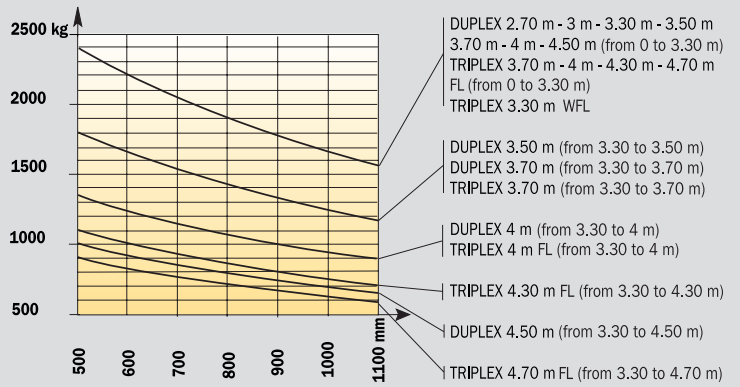
MH 25 - 4 T Buggie (without Side shift carriage)



MH 20 - 4 T Buggie (with Side shift carriage)

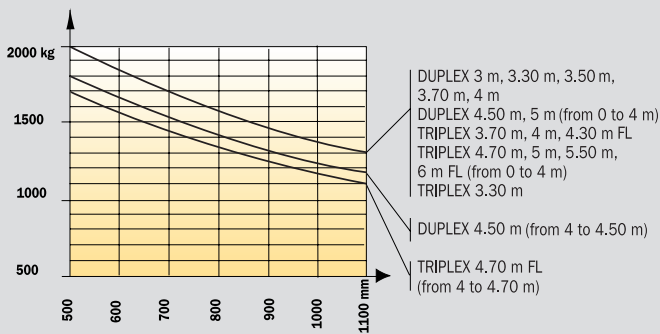


MH 25 - 4 T Buggie (with Side shift carriage)

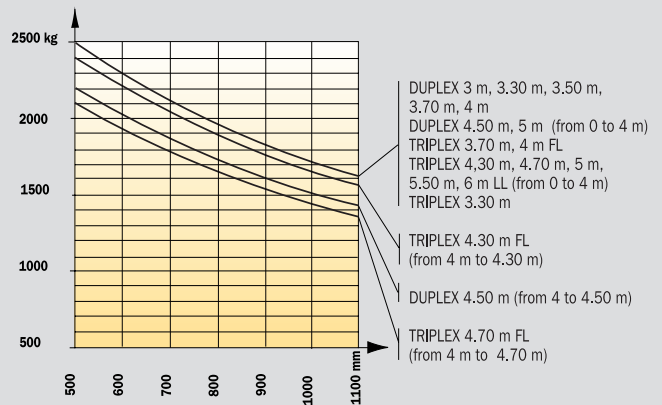


To standard EN 1726 - 1 ISO 1074 (standard for industrial trucks)

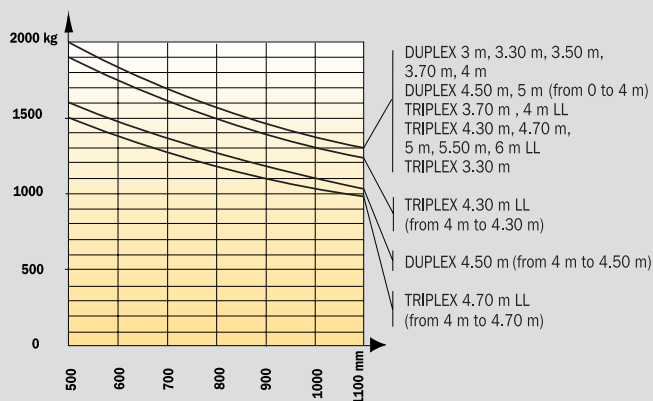
MH 20 - 4T Buggie (without Side shift carriage)



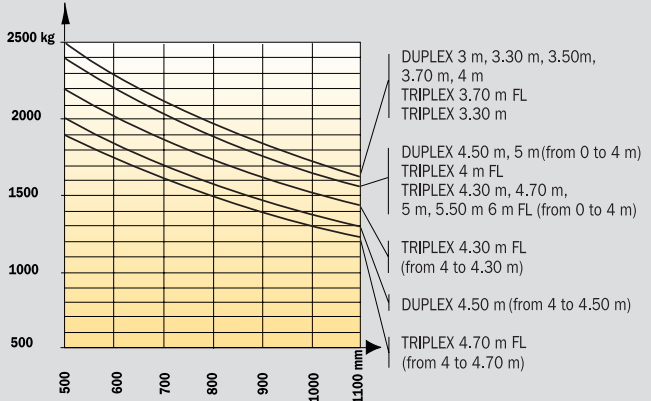
MH 25 - 4T Buggie (without Side shift carriage)



MH 20 - 4T Buggie (with Side shift carriage)



MH 25 - 4T Buggie (with Side shift carriage)



Equipments

STANDARD EQUIPMENT

- Carriage 1260 mm (FEM IIA or III A)
- Driver protection:
 - Tinted windscreen and rear window
 - Front and rear wipers
 - Front windscreen washer
 - Skai seat
 - Safety belt
- Command post switched by electrohydraulic control
- Battery cut-off switch
- Hydraulic inching cut-out
- Driver presence detection

OTHER OPTIONAL EQUIPMENT

Mast and accessories:

- Wide choice of forks
- Different carriage sizes
- Load back rests
- Hydraulic outlets for accessories
- Quick-release couplings
- Side-shift carriages
- Tiltable carriages with mechanical or hydraulic lock
- Agricultural buckets
- Rehandling or earth moving buckets

Cab and driver comfort:

- Driver protection without windscreen
- Complete cab with side doors:
 - Tinted windscreen and rear window
 - Front and rear wipers
 - Front windscreen washer
 - Fabric seat
 - Safety belt
 - Internal rear-view mirror
 - Heating
- More comfortable seats (fabric or pneumatic)
- Sliding bay on right-hand door
- Document holder
- Car radio or support
- Reversed controls

Safety:

- Rotating lamp
- Road lighting adjustment
- Internal and external rear-view mirror adjustment
- Working lights (front or rear)
- Reversing light
- Back-up alarm buzzer
- Balancing valve on tilt cylinders
- Load shock absorber

- Foam inflation
- Emergency circuit-breaker
- Gasoil anti-theft cap
- Anti-puncture liquid

Difficult environment and medium:

- Wide choice of tyres (industrial, multipurpose, all terrain, solid flexible...)
- Cyclonic or self-cleaning prefilter
- Prefilter heightener

Cold countries:

- Gasoil heater
- Extra heating

Special offers (some examples):

- Specific accessories
- Anti-theft systems
- Speed limiter
- Catalytic exhaust
- Spark-guard

...



MH 20 - 4 T Buggie K Series MH 25 - 4 T Buggie K Series



Load capacity

at 500 mm load centre

MH 20 - 4 T Buggie2000 kg

MH 25 - 4 T Buggie2500 kg



Standard lifting height

.....3.30 m



Tyres

Front.....280/80 R20 XMCL

Rear.....27.10 - 12 IC 30 14 PR



Forks (mm)

Length.....1100

Width x thickness.....100 x 40

Maximum space between forks.....1260



Hydraulic brakes



Kubota Turbo engine (EURO III)

Type.....V2403-M-T- E3B

(Interim Tier 4/Stage III A)

Capacity.....4 cyl. 2434 cm³

Power (ISO TR 14396)60 HP/44 kW

Maximum torque :165 Nm at 1600 tr/mn

Direct injection

Water cooling



TransmissionHYDROSTATIC REXROTH

Wheel drive4

Electro-magnetic reversing shift

Front hydraulic wheelsRexroth

Rear hydraulic wheelsPoclairn

Speeds forward/reverse1/1

Maximum travel speed.....14 km/h

Differential lock :

Hydraulic flow division on the 4 wheels

Travelling up a slope when unloaded:

MH 20.....52%

MH 25.....48%

Travelling up a slope when loaded:

MH 20.....57%

MH 25.....50%



Hydraulic system

Main pump (gear typ) :

Steering pump125 bars/77 l/mn



Capacities

Cooling system.....10 l.

Engine oil9.5 l.

Hydrostatic transmission circuit95 l.

Fuel tank73.5 l.



Weight (with forks) :

MH 20 - 4 T.....4050 kg

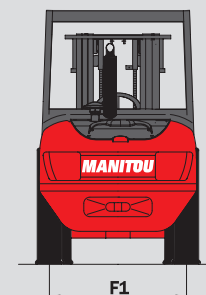
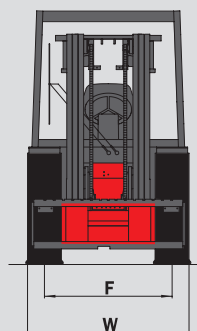
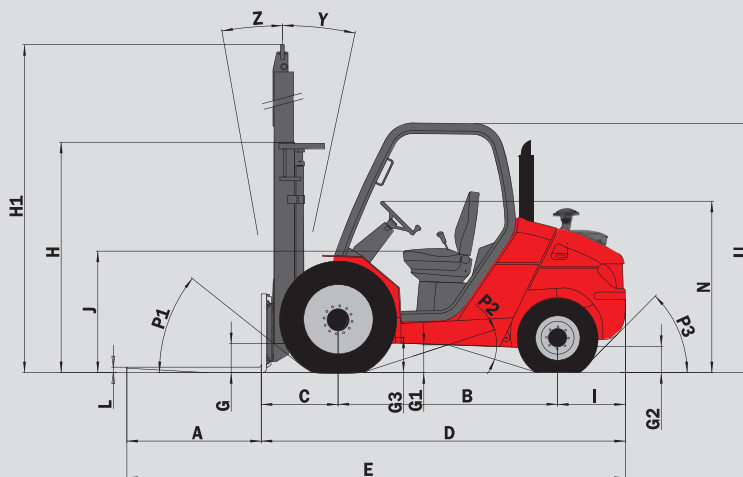
MH 25 - 4 T.....4350 kg

Overall width1.45 m

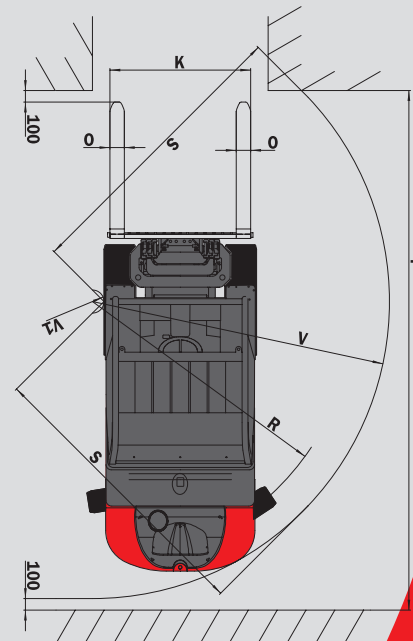
Overall height (mast lowered)1.99 m

Overall length4.04 m

Ground clearance260 mm



	MH 20-4T	MH 25-4 T
A	1100	1100
B	1800	1800
C	625	625
D	2945	2945
E	4045	4045
F	1160	1160
F1	1164	1164
G	265	265
G*	235	235
G1	260	260
G1*	260	260
G2	215	215
G2*	230	230
G3	270	270
H	1835	1835
H*	1945	1945
H1	4070	4070
H1*	4469	4469
I	520	520
J	1025	1025
K	1260	1260
L	40	40
N	1450	1450
O	100	100
P1	49.5°	49.5°
P2	40.5°	40.5°
P3	44°	44°
R	3045	3045
S	2500	2500
T	5090	5090
U	1990	1990
V	3265	3265
V1	1080	1080
W	1450	1450
Y	12°	12°
Z	10°	10°



This publication in no way constitutes an offer and the company reserves the right to alter specification without prior notice.
The MANITOU models presented in this brochure can be supplied complete with optional equipment attachments.

in mm
G* - G1* - G2* : en charge
H - H1 - R : standard
H* - H1* : option



MANITOU BF SA

B.P. 249 - 44158 Ancenis Cedex - France

Tel. : 33 2 40 09 10 11 / Export Department Fax : 33 2 40 09 10 97

www.manitou.com

700122EN-C - 08/08

